



ONLINE REALTIME TROUBLESHOOTING

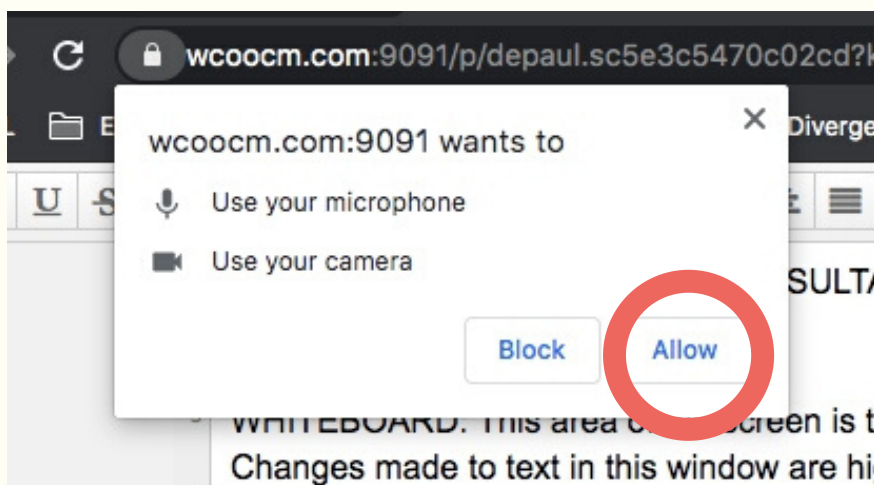


Google Chrome

All steps, except for #2 (which is on the WCOOnline platform), are done using Google Chrome settings.

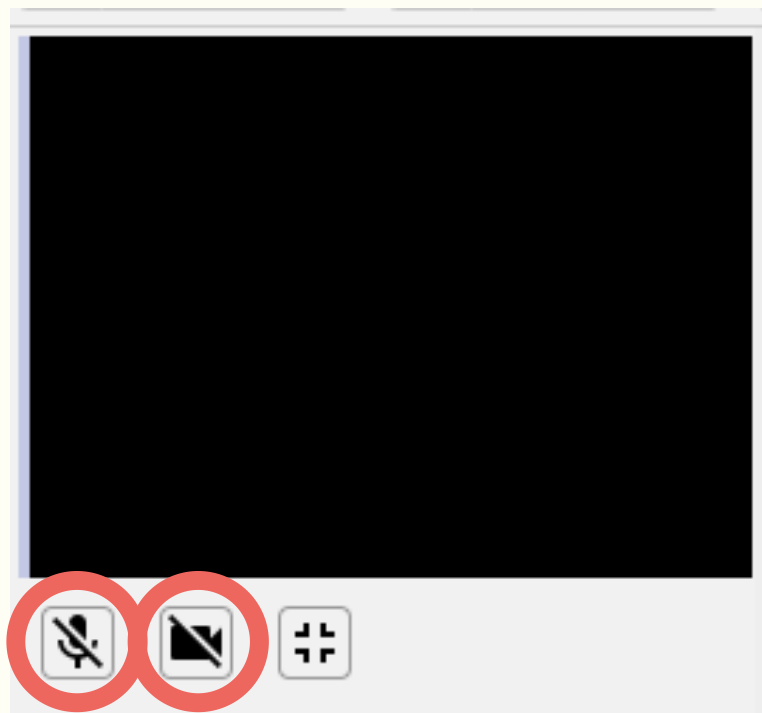
1. "ALLOW" POPUP

Upon entering the online realtime, you should see an **automatic Google Chrome popup** that asks you to block or allow microphone and camera access. **Make sure that "Allow" is selected.**



2. MICROPHONE AND CAMERA ICONS

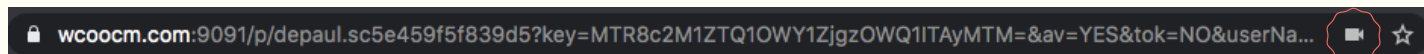
Check the icons located below your video screen on the WCOOnline website. If there are slashes (as displayed in the picture), **this means that your microphone and camera are OFF**. Click them once to turn on your microphone and camera.





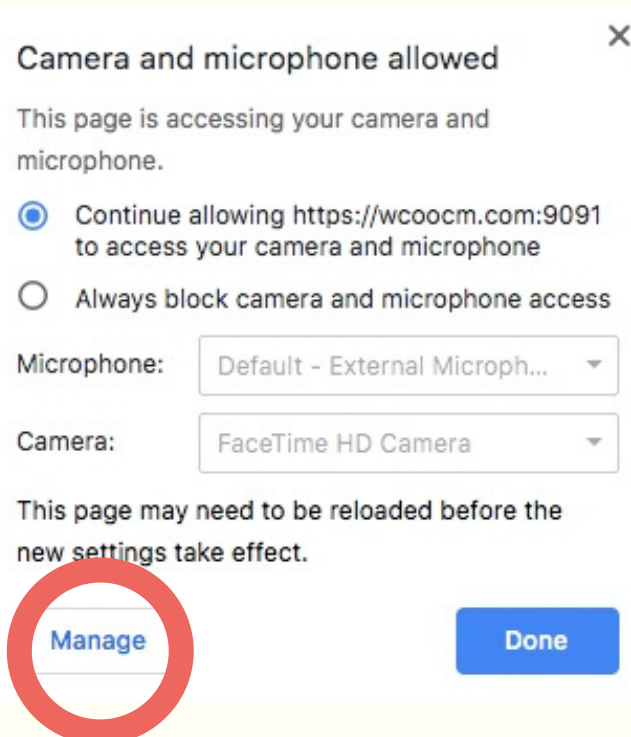
ONLINE REALTIME TROUBLESHOOTING

Google Chrome



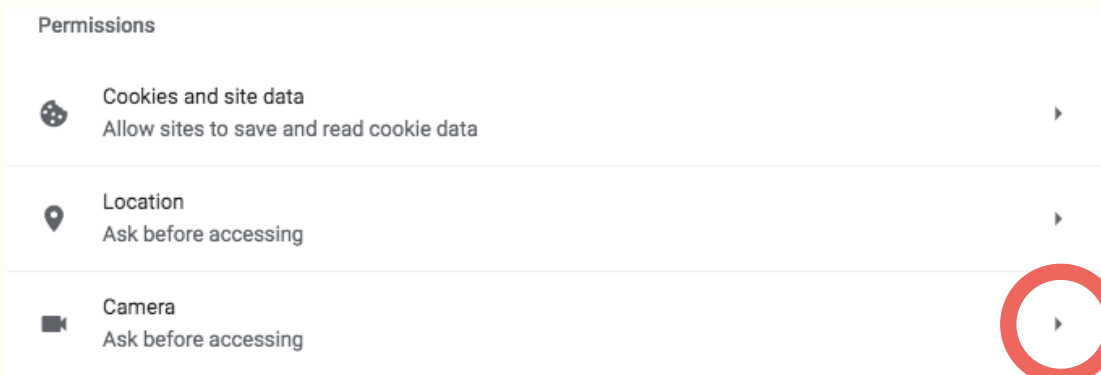
3. MANAGE SETTINGS

To ensure that you have granted WCOonline access to your camera and microphone, **click on the video recorder icon** (located in the upper right hand corner of the browser as displayed in the above screenshot). **If the problem persists, then select the "Manage" button** (located in the popup's lower left hand corner).



4. VIEW CAMERA SETTINGS

The "Manage" button will direct you to **Site Settings**. Under "Permissions", **click the "Camera" arrow** (as pictured below) to check the status of your online realtime camera access.





ONLINE REALTIME TROUBLESHOOTING

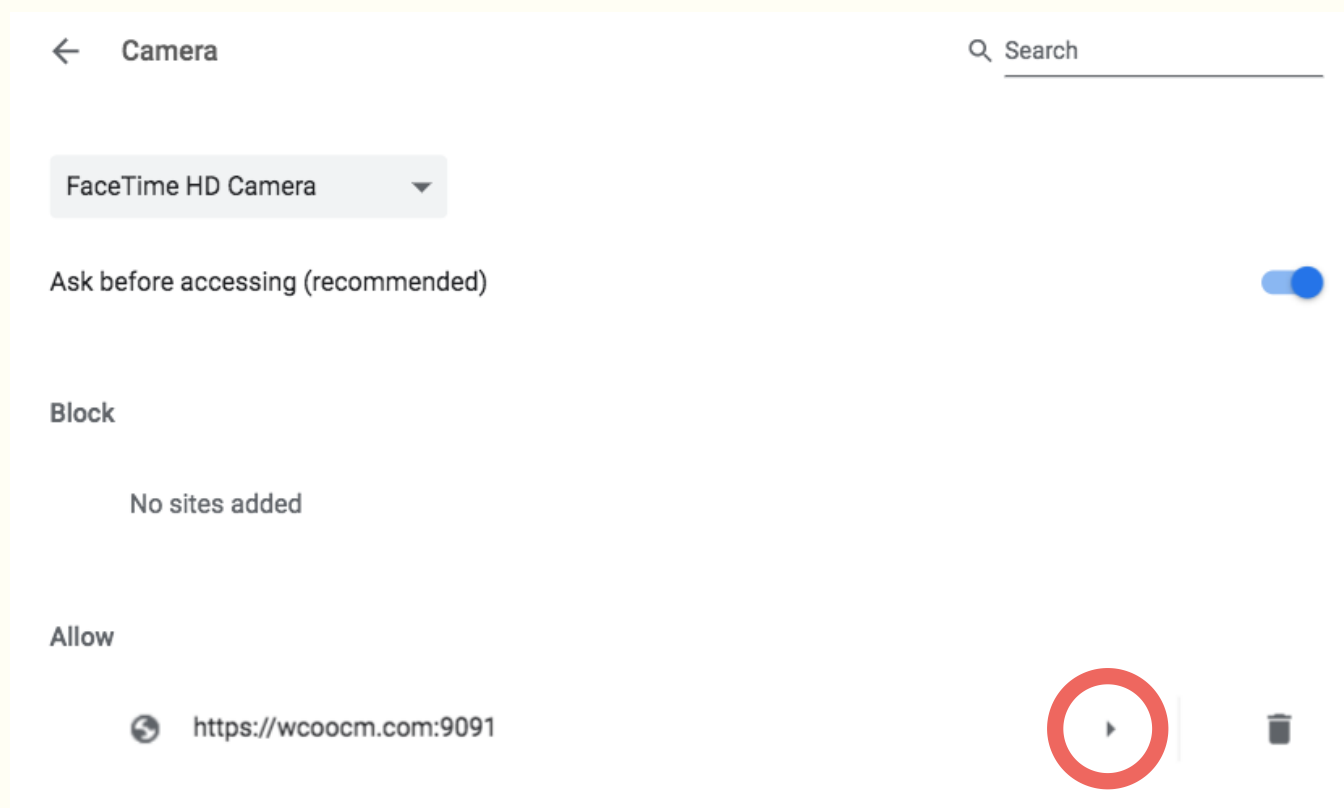


Google Chrome

5. CAMERA SETTINGS

In "Camera" settings, you will find a list of websites that already have camera access permissions. You should see "**https://wcoocm.com:9091**" (the WCOonline online realtime site).

Click on the arrow for the online realtime to access various permissions you have given to the website, including camera, microphone, and location.





ONLINE REALTIME TROUBLESHOOTING



Google Chrome

6. ALLOW WCONLINE PERMISSIONS

The WOnline settings will display the permissions you have granted. **Make sure that the camera and microphone permissions are marked as "Allow"** in order to grant full access.



7. MORE ASSISTANCE

If you are still encountering online realtime issues with camera and microphone access, please refer to this WOnline resource guide (<https://help.mywconline.com/index.php?id=46&sid=1285>).

Also, feel free to contact us. We are happy to assist you!

LPC UCWbL: (773) 325-4272

LOOP UCWbL: (312) 362-6726